totalElement

SPECIFICATION SHEET
Part no. D316X1N42-DM

Cylinder Magnet

3/16 x 1 Inch (4.76 x 25.40 mm)

Diameter x Thickness

ISOMETRIC VIEW — Not to scale



SPECIFICATIONS	
DIAMETER	0.1875 Inch [4.76 mm]
THICKNESS	1.000 Inch [25.40 mm]
TOLERANCE	±0.004 Inch [±0.10 mm]
MATERIAL	Sintered Neodymium (NdFeB)
GRADE	N42
COATING	Nickel-Copper-Nickel (Ni-Cu-Ni)
MAGNETIZATION	Diametrically, across the diameter
PULL FORCE	5.2 lbs (2.4 kg)
SURFACE FIELD	4,550 Gauss (455 mT)
WEIGHT (EACH)	3.4 g (0.12 oz)

DIMENSIONS Inch [mm] · not to scale

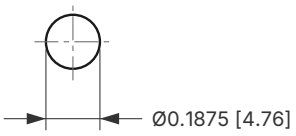

TOP VIEW

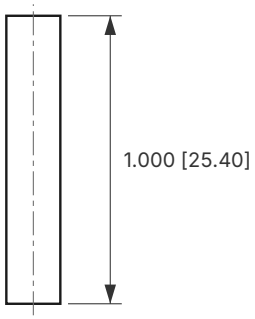

FRONT VIEW

MAGNETIZATION

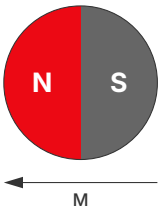

Diametrically magnetized through the 0.1875 [4.76] diameter. End view shown. Pole faces shown for illustration.

GRADE PROPERTIES · N42

PROPERTY	SI	CGS / IMPERIAL
Remanence (Br)	1.28–1.33 T	12.8–13.3 kG
Coercivity (Hcb)	≥ 915 kA/m	≥ 11.5 kOe
Intrinsic coercivity (Hcj)	≥ 955 kA/m	≥ 12 kOe
Max. energy product (BH)max	318–342 kJ/m³	40–43 MGOe
Max. operating temperature	80 °C	176 °F

Typical values for sintered NdFeB of grade N42 at room temperature, not measured on this part. The highest safe working temperature also depends on the magnet's shape and how it's used.

Handling: neodymium magnets are brittle and can chip, or pinch skin, if they snap together. Keep them away from pacemakers and magnetic media.

VIEW ONLINE

Scan to open this magnet on totalElement.com.

CAD FILES

The technical drawing and 3D model are on the product page.

totalElement
totalElement.com
help@totalelement.com
1 (855) 328-2822